

ELITEWOOD™

Classic Series



**A CLASSIC CHOICE FOR TRADITIONAL
LATTICE AND SOLID SHADE COVERS.**

ELITEWOOD™ Classic Series-Cedar

Elitewood's™ unique metallic composition offers not just comfort, but complete peace of mind: Little to no maintenance; Total weather resistance; No cracking, warping, or splitting; No need for painting; fire resistant, termite resistant and unsurpassed durability that will preserve its beauty for years to come.

Four Seasons Building Products presents the Elitewood™ Classic Series. Classic Series Lattice is embossed with a rough hewn cedar look that portrays the natural appearance and beauty of wood without the issues associated with wood. With Classic Series Lattice's upgraded features, design diversity, and numerous optional extras, create the perfect shade cover to enhance the beauty of your home and lifestyle. Choosing an Elitewood™ Classic Series shade cover is not only an investment that provides return on your home's value, but creates the perfect environment for any occasion.

CLASSIC SERIES Elitewood




ELITEWOOD™ OFFERS HOMEOWNERS SUPERIORITY AND SIMPLICITY

	Classic Series	Wood	Vinyl
Quality Construction	✓	✓	
Visual Appeal	✓	✓	✓
Deep Driftwood Texture	✓	✓	
Custom Size Components	✓	✓	✓
Maintenance Free	✓		✓
Termite/Insect Resistant	✓		✓
Warp & Crack Resistant	✓		
Strong Yet Lightweight	✓		
Requires Zero Repainting	✓		✓
Rain, Sun, Weather Resistant	✓		

IS IT WOOD OR IS IT ALUMINUM?

Is it wood or is it aluminum? With Classic Series Lattice's realistic cedar wood finish, it's hard to tell. However, the difference will be clear when - unlike wood - Classic Series Lattice is never in need of paint or repair.

The difference between wood and Elitewood™ Classic Series is easy to see.




CLASSIC SERIES

Features

Classic Series Lattice is manufactured from strong, durable, lightweight aluminum. Embossed with a cedar texture to capture the look of perfectly cut wood.

What makes Classic Series Lattice different from other exterior aluminum products? First, a base coat of primer is baked on, followed by a polyester finish that includes a textured additive, which is also baked on, making it look and feel more like natural wood. This multi-step coating process ensures your Classic Series Patio Cover will look beautiful and vibrant for years to come.





YOUR STYLE DEFINED.

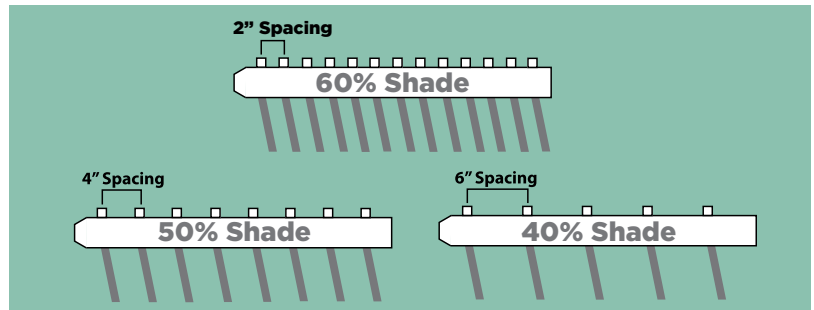
The tremendous flexibility of Elitewood™ Classic Series lets you select the amount of shade your patio cover provides, from 60% to 40% to total shade. You can even combine them to give your patio area an ideal amount of sun or shade for your personal comfort and lifestyle.

Open Style

With a traditional style lattice cover, you can regulate the amount of shade and sun you want while enjoying the great outdoors.

Solid Style

In areas of intense rain or sun, solid covers offer complete shade and total protection of your patio. Our insulated laminated roof panels (LRP) are made with an expanded polystyrene (EPS) core sandwiched between embossed aluminum panels or our flat pan cover designed with heavy gauge aluminum and embossed to match perfectly with the lattice work.



*Example assumes 2" x 2" lattice tubes. Rafters and beams are taken into consideration when calculating the shade coefficients.

Open Style



Solid Style - (LRP)



Combination Style

Use your imagination to design a combination patio cover featuring both open style and solid style sections. This feature will allow you to enjoy your Elitewood Classic Series Patio Cover on the hottest days of the summer, as well as, the coolest days of the winter and everyday in between. With a combination patio cover, you can virtually custom design your patio structure to meet your every need for a total outdoor living experience.



Combination Style



Solid Style - Flat Pan



Teflon™ Surface Protector

Four Seasons Building Products is pleased to announce the introduction of TEFLON™ surface protector to our already outstanding Elitewood Classic patio product line. Teflon™ surface protector helps protect the space you've created for you and your family. Products developed with Teflon™ surface protector provide improved durability, dirt pickup resistance and easy cleanup. Exterior coatings that carry the Teflon™ brand contain high quality ingredients designed to create the best conditions for a beautiful and enduring surface. Teflon™ is a trademark of THE CHEMOURS COMPANY FC, LLC used under sublicense by Latium USA Trading LLC.



Color Options

With a palette of designer colors, it is easy to design a cover that perfectly complements your home. Colors vary by location, please check with your local Four Seasons Building Products dealer for more information.



Adobe

Almond

Beige

Brown

Cameo

Champagne

Desert Sand

White

*Colors vary by location, please check with your local Four Seasons Building Products dealer for more information.

End Cut Options

Beams and rafters help define the overall visual impact of your new Elitewood™ Classic Series cover. With four different end cut options, there is an enormous range of design possibilities.



Scallop



Bevel



Miter



Corbel

Warranty

Elitewood™ Classic Series comes with a transferable Lifetime Limited Warranty. Our product is guaranteed not to peel, blister, flake, chip, split, rust, or crack for the lifetime of the original property owner. We want you to enjoy your new lattice shade cover, not worry about it.

Specifications

Classic Series lattice is engineered to meet or exceed most local, state, and national building codes. The Elitewood™ Classic Series components feature seamless consistency among all components giving homeowners a fashion sensible backyard environment.

Four Seasons Building Products Dealer:



Four Seasons Building Products are committed to environmentally friendly products and sustainable business practices.

